

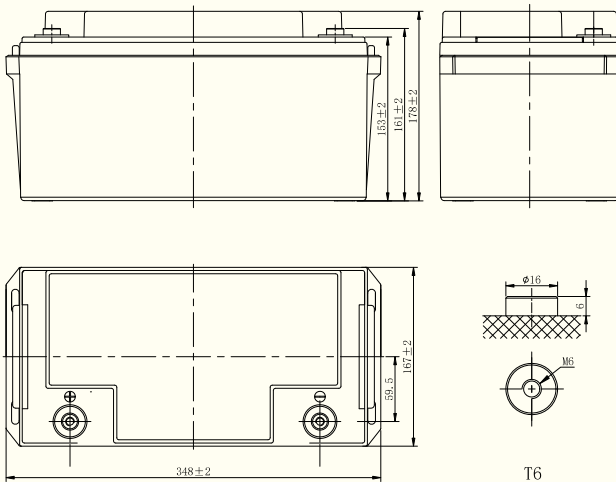
KS12-70AH(12V70Ah/10HR)

VALVE REGULATED LEAD-ACID BATTERY



Color : ●

Dimensions



- ABS container;
- Absorbent glass mat technology (AGM).

Applications

- Uninterruptable Power Supply (UPS)
- Electric Power System (EPS)
- Emergency backup power supply
- Alarm and security system
- DC power supply
- Auto control system

General Features

- 5 years design life (25°C)
- Lead calcium alloy, sealed design, no watering required
- Puncture resistant micro-porous glass mat separators extend life
- Unique technology optimizes power capacity, cell consistency, and long-term reliability
- Designed for a wide range of applications

Standards

- Compliance with IEC 60896 standards EU Battery Directive
- Manufactured by ISO & CE certified Company

Specifications

Nominal Voltage		12V
Capacity (25°C)	10HR (10.80V)	70Ah
	5HR (10.50V)	61.50Ah
	1HR (9.60V)	43.40Ah
Dimension	Length	348±2mm
	Width	167±2mm
	Height	161±2mm
	Total Height	178±2mm
Approx. Weight		20Kg±5%
Terminal type		M6
Internal resistance (Fully charged, 25°C)		Approx. 6.6 mΩ
Capacity affected by temperature (20HR)	40°C	102%
	25°C	100%
	0°C	85%
	-15°C	65%
Self-discharge (25°C)	3 month	Remaining Capacity: 91%
	6 month	Remaining Capacity: 82%
	12 month	Remaining Capacity: 65%
Nominal operating temperature		25°C±3°C (77°F±5°F)
Operating temperature range	Discharge	-15°C ~ 50°C (5°F ~ 122°F)
	Charge	-10°C ~ 50°C (14°F ~ 122°F)
	Storage	-20°C ~ 50°C (-4°F ~ 122°F)
Float charging voltage (25°C)		13.50 to 13.80V Temperature compensation: -18mV/°C
Cyclic charging voltage (25°C)		14.10 to 14.40V Temperature compensation: -30mV/°C
Standard / Maximum charging current		7A / 21A
Terminal material		Copper
Maximum discharge current		650A (5 sec.)
Designed floating life (25°C)		10 years

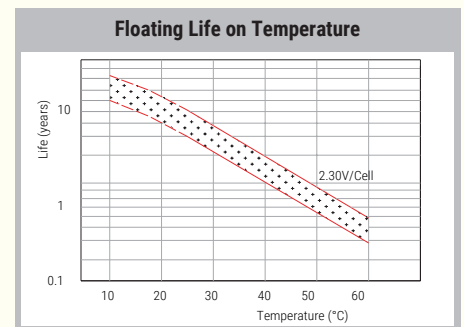
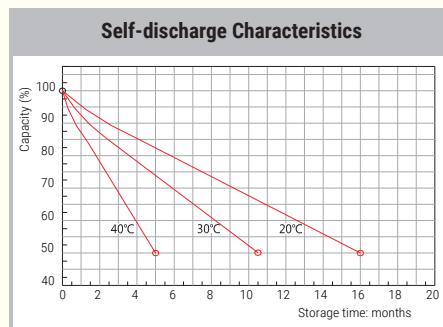
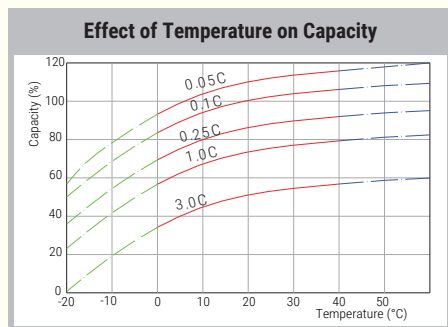
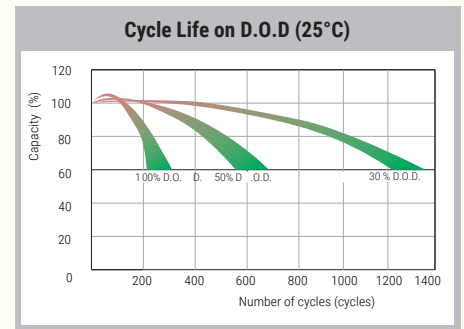
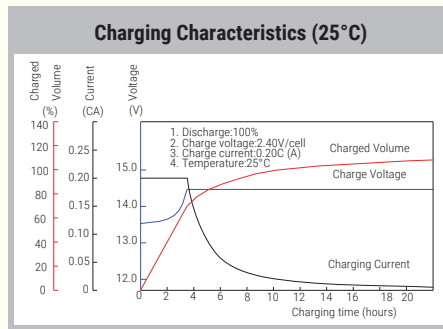
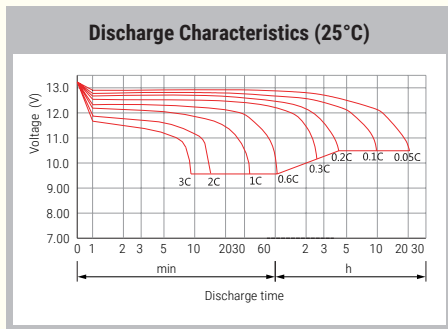
VALVE REGULATED LEAD-ACID BATTERY

Discharge Table

Constant Current Discharge (Amperes) at 25°C (77°F)																
F.V/Time	5min	10min	15min	20min	30min	45min	1h	1.5h	2h	3h	4h	5h	6h	8h	10h	20h
1.85V/cell	139.8	99.4	89.8	70.6	63.1	46.2	39.1	28.3	23.8	17.5	13.7	11.9	10.5	8.07	6.69	3.55
1.80V/cell	159.0	112.8	101.7	79.8	68.7	48.9	40.5	29.3	24.6	19.0	14.6	12.5	11.3	8.49	7.00	3.68
1.75V/cell	172.7	122.4	110.2	86.2	70.1	50.7	42.5	30.8	25.9	19.3	14.9	12.7	11.4	8.53	7.07	3.71
1.70V/cell	184.6	130.5	117.0	91.4	71.5	51.7	43.4	31.4	26.4	19.7	15.2	13.0	11.4	8.66	7.14	3.75
1.67V/cell	191.1	134.6	120.4	93.9	72.6	52.5	44.0	31.9	26.8	19.9	15.4	13.2	11.5	8.79	7.23	3.80
1.60V/cell	197.8	139.2	124.1	96.3	73.6	53.2	44.6	32.3	27.2	20.1	15.6	13.4	11.6	8.90	7.32	3.84

Constant Power Discharge (Watts/cell) at 25°C (77°F)																
F.V/Time	5min	10min	15min	20min	30min	45min	1h	1.5h	2h	3h	4h	5h	6h	8h	10h	20h
1.85V/cell	261.1	187.0	164.9	130.3	117.0	87.0	73.4	53.3	45.0	33.1	26.1	22.7	20.1	15.5	12.9	6.85
1.80V/cell	292.1	209.2	184.5	145.7	126.4	91.6	75.6	54.9	46.2	35.8	27.8	23.8	21.5	16.3	13.5	7.09
1.75V/cell	311.8	223.3	196.9	155.5	128.0	94.3	79.0	57.4	48.4	36.4	28.2	24.2	21.6	16.3	13.6	7.15
1.70V/cell	327.7	234.7	207.0	163.5	129.5	95.5	80.1	58.3	49.2	37.0	28.6	24.5	21.7	16.6	13.7	7.22
1.67V/cell	333.1	238.6	210.3	166.2	130.4	96.4	80.8	58.9	49.7	37.1	28.9	24.9	21.7	16.8	13.9	7.30
1.60V/cell	337.7	241.9	213.3	168.5	130.9	96.9	81.4	59.3	50.1	37.3	29.1	25.1	21.8	16.9	14.0	7.37

Note: The above characteristics data can be obtained within three charge/discharge cycles.



This specification provided by Lab report might differ from the practically tests.

