

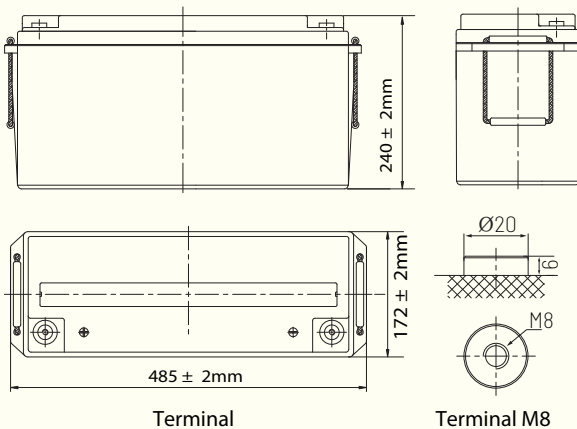
KS12-150AH(12V150Ah/10HR)

VALVE REGULATED LEAD-ACID BATTERY



Color : ●

Dimensions



Specifications

Nominal Voltage		12V
Capacity (25°C)	10HR (10.80V)	150Ah
	5HR (10.50V)	130Ah
	1HR (9.60V)	93Ah
Dimension	Length	485±2mm
	Width	172±2mm
	Height	240±2mm
	Total Height	240±2mm
Approx. Weight		40.80kg±5%
Terminal type		M8
Internal resistance (Fully charged, 25°C)		Approx. 3.5 mΩ
Capacity affected by temperature (20HR)	40°C	102%
	25°C	100%
	0°C	85%
	-15°C	65%
Self-discharge (25°C)	3 month	Remaining Capacity: 91%
	6 month	Remaining Capacity: 82%
	12 month	Remaining Capacity: 65%
Nominal operating temperature		25°C±3°C (77°F±5°F)
Operating temperature range	Discharge	-15°C ~ 50°C (5°F ~ 122°F)
	Charge	-10°C ~ 50°C (14°F ~ 122°F)
	Storage	-20°C ~ 50°C (-4°F ~ 122°F)
Float charging voltage (25°C)		13.50 to 13.80V Temperature compensation: -18mV/°C
Cyclic charging voltage (25°C)		14.10 to 14.40V Temperature compensation: -30mV/°C
Standard / Maximum charging current		15A /45A
Terminal material		Copper
Maximum discharge current		1200A (5 sec.)
Designed floating life (25°C)		10 years

- ABS container;
- Absorbent glass mat technology (AGM).

Applications

- Uninterruptable Power Supply (UPS)
- Electric Power System (EPS)
- Emergency backup power supply
- Alarm and security system
- DC power supply
- Auto control system

General Features

- 10 years design life (25°C)
- Lead calcium alloy, sealed design, no watering required
- Puncture resistant micro-porous glass mat separators extend life
- Unique technology optimizes power capacity, cell consistency, and long-term reliability
- Designed for a wide range of applications

Standards

- Compliance with IEC 60896 standards EU Battery Directive
- Manufactured by ISO & CE certified Company

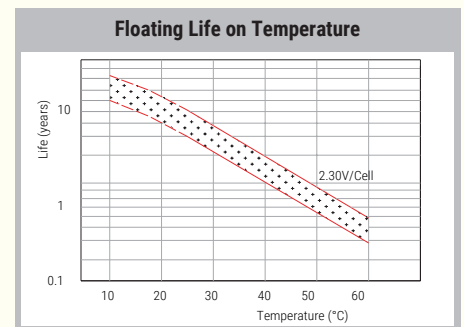
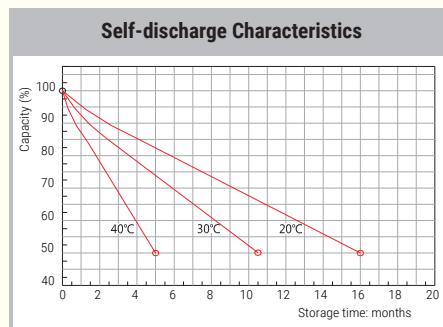
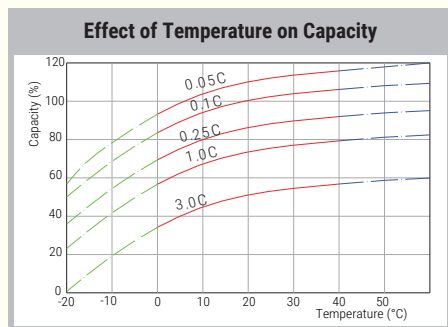
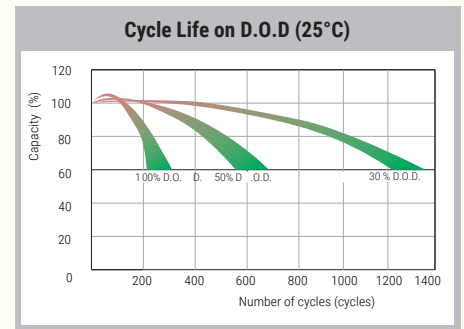
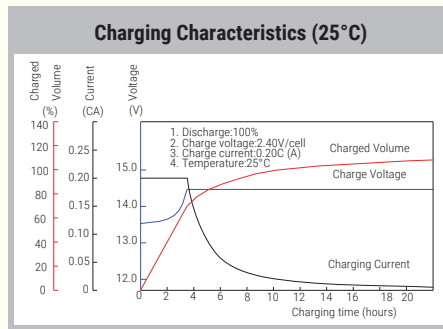
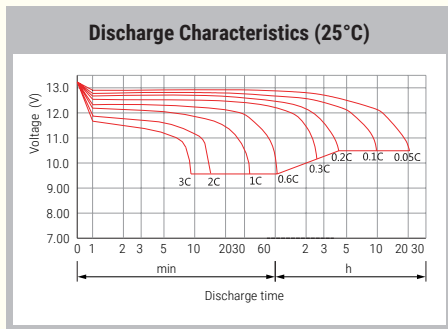
VALVE REGULATED LEAD-ACID BATTERY

Discharge Table

Constant Current Discharge (Amperes) at 25°C (77°F)																
F.V/Time	5min	10min	15min	20min	30min	45min	1h	1.5h	2h	3h	4h	5h	6h	8h	10h	20h
1.85V/cell	305.9	217.5	192.4	151.3	135.3	98.9	83.8	60.7	51.1	37.5	29.4	25.5	22.5	17.3	14.3	7.60
1.80V/cell	347.8	246.9	218.0	171.1	147.3	104.8	86.8	62.8	52.7	40.7	31.4	26.8	24.2	18.2	15.0	7.88
1.75V/cell	377.8	267.7	236.0	184.7	150.3	108.6	91.1	66.0	55.5	41.4	32.0	27.3	24.3	18.3	15.2	7.95
1.70V/cell	403.9	285.4	250.7	195.8	153.3	110.8	92.9	67.3	56.6	42.2	32.5	27.8	24.5	18.6	15.3	8.03
1.67V/cell	418.0	294.5	258.0	201.2	155.6	112.4	94.3	68.3	57.4	42.6	33.0	28.3	24.6	18.8	15.5	8.13
1.60V/cell	432.8	304.5	266.0	206.3	157.8	114.0	95.6	69.3	58.3	43.0	33.4	28.7	24.8	19.1	15.7	8.23

Constant Power Discharge (Watts/cell) at 25°C (77°F)																
F.V/Time	5min	10min	15min	20min	30min	45min	1h	1.5h	2h	3h	4h	5h	6h	8h	10h	20h
1.85V/cell	559.6	400.8	364.3	287.8	258.5	190.2	162.1	117.8	99.3	73.2	57.6	50.2	44.4	34.3	28.5	15.1
1.80V/cell	625.9	448.3	407.5	321.9	279.2	200.2	167.0	121.2	102.1	79.1	61.3	52.6	47.5	36.0	29.8	15.7
1.75V/cell	668.0	478.5	434.9	343.6	282.8	206.2	174.4	126.8	107.0	80.4	62.2	53.4	47.8	36.1	30.1	15.8
1.70V/cell	702.3	503.0	457.2	361.2	286.0	208.9	177.0	128.8	108.7	81.6	63.1	54.1	47.9	36.6	30.3	15.9
1.67V/cell	713.7	511.2	464.7	367.1	288.0	210.8	178.6	130.0	109.8	82.1	63.8	55.0	48.0	37.0	30.7	16.1
1.60V/cell	723.7	518.4	471.2	372.2	289.3	211.8	179.9	131.0	110.7	82.4	64.3	55.5	48.2	37.4	31.0	16.3

Note: The above characteristics data can be obtained within three charge/discharge cycles.



This specification provided by Lab report might differ from the practically tests.

