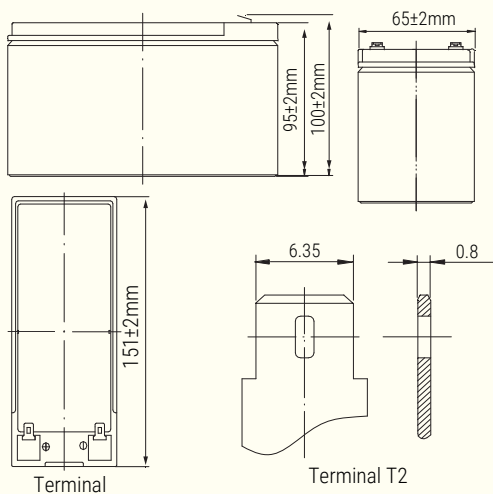


VALVE REGULATED LEAD-ACID BATTERY



Color : ●

Dimensions



- ABS container;
- Absorbent glass mat technology (AGM).

Applications

- Uninterruptable Power Supply (UPS)
- Electric Power System (EPS)
- Emergency backup power supply
- Alarm and security system
- DC power supply
- Auto control system

General Features

- 5 years design life (25°C)
- Lead calcium alloy, sealed design, no watering required
- Puncture resistant micro-porous glass mat separators extend life
- Unique technology optimizes power capacity, cell consistency, and long-term reliability
- Designed for a wide range of applications

Standards

- Compliance with IEC 60896 standards EU Battery Directive
- Manufactured by ISO & CE certified Company

Specifications

Nominal Voltage		12V
Capacity (25°C)	20HR (10.50V)	9Ah
	10HR (10.50V)	7.90Ah
	1HR (9.60V)	5.48Ah
Dimension	Length	151±2mm
	Width	65±2mm
	Height	95±2mm
	Total Height	100±2mm
Approx. Weight		2.4 Kg±5%
Terminal type		T2
Internal resistance (Fully charged, 25°C)		Approx. 23 mΩ
Capacity affected by temperature (20HR)	40°C	102%
	25°C	100%
	0°C	85%
	-15°C	65%
Self-discharge (25°C)	3 month	Remaining Capacity: 91%
	6 month	Remaining Capacity: 82%
	12 month	Remaining Capacity: 65%
Nominal operating temperature		25°C±3°C (77°F±5°C)
Operating temperature range	Discharge	-15°C ~ 50°C (5°F ~ 122°F)
	Charge	10°C ~ 50°C (14°F ~ 122°F)
	Storage	-20°C ~ 50°C (-4°F ~ 122°F)
Float charging voltage (25°C)		13.50 to 13.80V Temperature compensation: -18mV/°C
Cyclic charging voltage (25°C)		14.10 to 14.40V Temperature compensation: -30mV/°C
Standard / Maximum charging current		0.90A / 2.70A
Terminal material		Copper
Maximum discharge current		105A (5 sec.)
Designed floating life (25°C)		5 years+

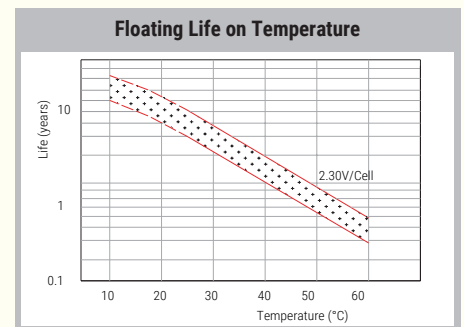
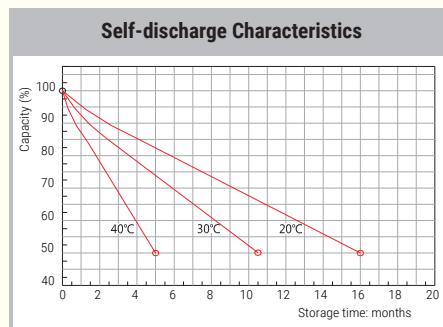
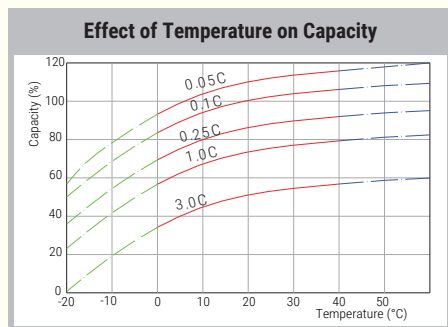
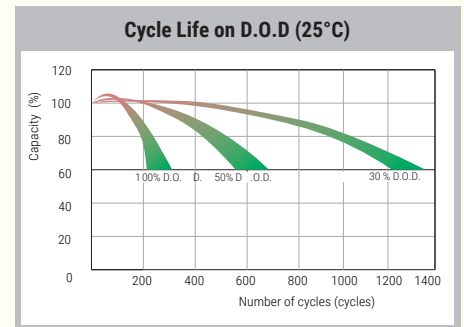
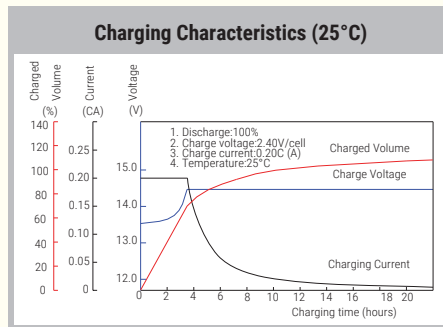
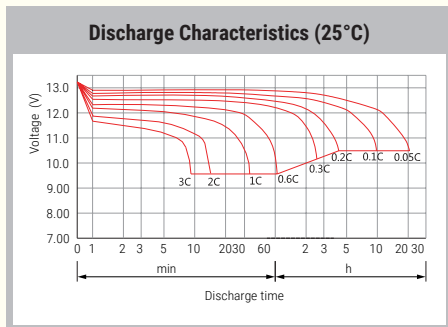
VALVE REGULATED LEAD-ACID BATTERY

Discharge Table

Constant Current Discharge (Amperes) at 25°C (77°F)																
F.V/Time	5min	10min	15min	20min	30min	45min	1h	1.5h	2h	3h	4h	5h	6h	8h	10h	20h
1.85V/cell	30.2	20.7	16.1	12.9	9.34	6.72	5.41	3.92	3.08	2.22	1.77	1.51	1.29	1.02	0.832	0.440
1.80V/cell	32.4	21.9	16.9	13.4	9.63	6.90	5.54	4.00	3.14	2.26	1.80	1.53	1.31	1.03	0.843	0.445
1.75V/cell	34.2	22.8	17.4	13.8	9.88	7.05	5.66	4.08	3.19	2.30	1.82	1.55	1.33	1.04	0.851	0.450
1.70V/cell	35.8	23.7	18.0	14.2	10.1	7.21	5.76	4.15	3.24	2.33	1.85	1.57	1.34	1.05	0.860	0.454
1.67V/cell	37.0	24.4	18.5	14.5	10.3	7.32	5.85	4.20	3.28	2.35	1.86	1.58	1.35	1.06	0.866	0.457
1.60V/cell	39.3	25.4	19.1	14.9	10.6	7.50	5.98	4.29	3.34	2.40	1.90	1.61	1.37	1.08	0.877	0.462

Constant Power Discharge (Watts/cell) at 25°C (77°F)																
F.V/Time	5min	10min	15min	20min	30min	45min	1h	1.5h	2h	3h	4h	5h	6h	8h	10h	20h
1.85V/cell	57.1	39.4	30.8	24.8	18.1	13.0	10.5	7.66	6.03	4.37	3.49	2.98	2.55	2.02	1.65	0.880
1.80V/cell	60.8	41.4	32.1	25.7	18.5	13.3	10.8	7.79	6.13	4.43	3.53	3.02	2.59	2.04	1.67	0.890
1.75V/cell	63.3	42.8	33.0	26.2	18.9	13.6	10.9	7.91	6.22	4.49	3.58	3.05	2.62	2.06	1.69	0.900
1.70V/cell	65.7	44.2	33.9	26.9	19.3	13.8	11.1	8.03	6.30	4.55	3.62	3.09	2.64	2.08	1.71	0.907
1.67V/cell	67.4	45.2	34.6	27.4	19.6	14.0	11.2	8.11	6.36	4.59	3.65	3.11	2.67	2.10	1.72	0.914
1.60V/cell	70.1	46.5	35.6	28.0	20.0	14.3	11.4	8.30	6.46	4.66	3.71	3.15	2.70	2.13	1.74	0.924

Note: The above characteristics data can be obtained within three charge/discharge cycles.



This specification provided by Lab report might differ from the practically tests.

