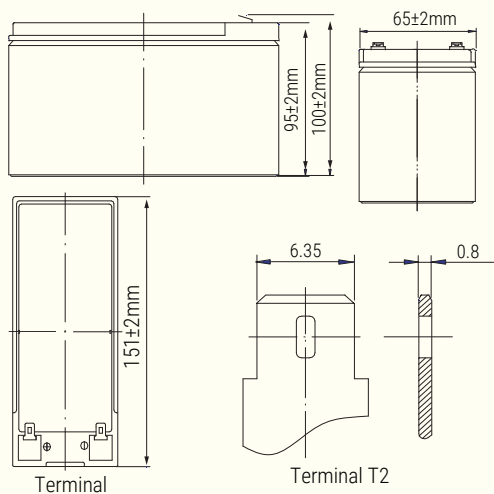


VALVE REGULATED LEAD-ACID BATTERY



Color : ●

Dimensions



- ABS container;
- Absorbent glass mat technology (AGM).

Applications

- Uninterruptable Power Supply (UPS)
- Electric Power System (EPS)
- Emergency backup power supply
- Alarm and security system
- DC power supply
- Auto control system

General Features

- 5 years design life (25°C)
- Lead calcium alloy, sealed design, no watering required
- Puncture resistant micro-porous glass mat separators extend life
- Unique technology optimizes power capacity, cell consistency, and long-term reliability
- Designed for a wide range of applications

Standards

- Compliance with IEC 60896 standards EU Battery Directive
- Manufactured by ISO & CE certified Company

Specifications

Nominal Voltage		12V
Capacity (25°C)	20HR (10.50V)	7.50Ah
	10HR (10.50V)	6.60Ah
	1HR (9.60V)	4.58Ah
Dimension	Length	151±2mm
	Width	65±2mm
	Height	95±2mm
	Total Height	100±2mm
Approx. Weight		2 Kg±5%
Terminal type		T2
Internal resistance (Fully charged, 25°C)		Approx. 23 mΩ
Capacity affected by temperature (20HR)	40°C	102%
	25°C	100%
	0°C	85%
	-15°C	65%
Self-discharge (25°C)	3 month	Remaining Capacity: 91%
	6 month	Remaining Capacity: 82%
	12 month	Remaining Capacity: 65%
Nominal operating temperature		25°C±3°C (77°F±5°C)
Operating temperature range	Discharge	-15°C ~ 50°C (5°F ~ 122°F)
	Charge	10°C ~ 50°C (14°F ~ 122°F)
	Storage	-20°C ~ 50°C (-4°F ~ 122°F)
Float charging voltage (25°C)		13.50 to 13.80V Temperature compensation: -18mV/°C
Cyclic charging voltage (25°C)		14.10 to 14.40V Temperature compensation: -30mV/°C
Standard / Maximum charging current		0.75A / 2.30A
Terminal material		Copper
Maximum discharge current		105A (5 sec.)
Designed floating life (25°C)		5 years+

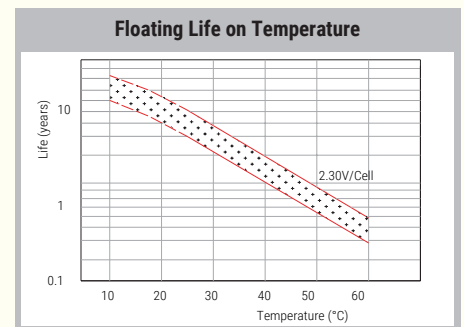
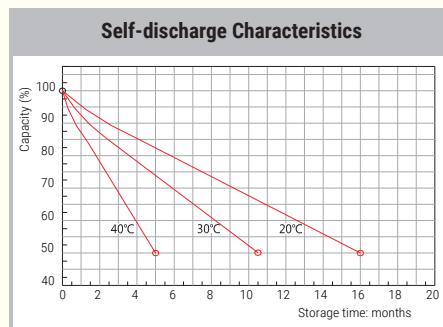
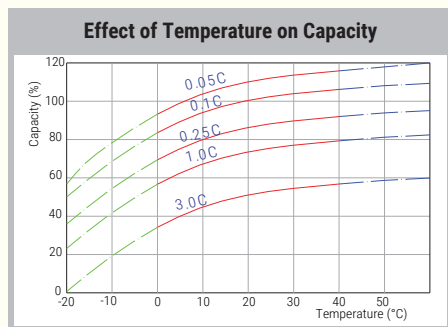
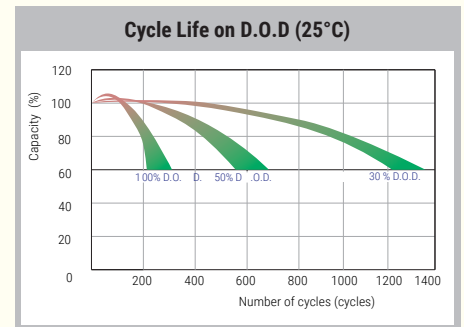
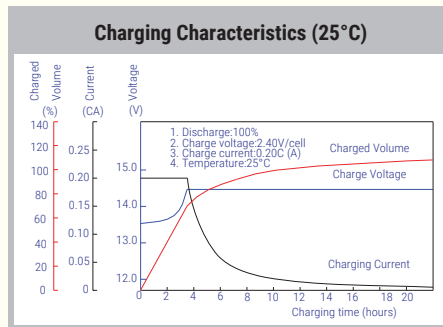
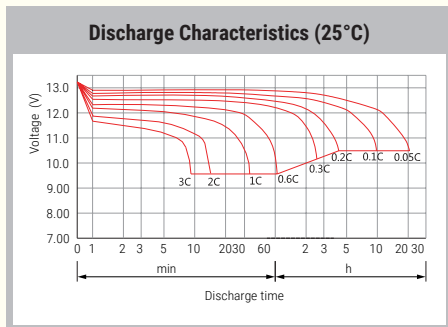
VALVE REGULATED LEAD-ACID BATTERY

Discharge Table

Constant Current Discharge (Amperes) at 25°C (77°F)																
F.V/Time	5min	10min	15min	20min	30min	45min	1h	1.5h	2h	3h	4h	5h	6h	8h	10h	20h
1.85V/cell	24.4	16.5	12.3	10.1	7.40	5.41	4.43	3.25	2.57	1.85	1.48	1.26	1.08	0.848	0.693	0.367
1.80V/cell	26.3	17.5	12.9	10.5	7.63	5.56	4.54	3.31	2.62	1.88	1.50	1.27	1.09	0.860	0.702	0.371
1.75V/cell	27.7	18.2	13.3	10.7	7.83	5.68	4.63	3.37	2.66	1.91	1.52	1.29	1.11	0.869	0.709	0.375
1.70V/cell	29.0	18.9	13.8	11.1	8.03	5.80	4.72	3.43	2.70	1.94	1.54	1.31	1.12	0.878	0.717	0.378
1.67V/cell	30.0	19.5	14.1	11.3	8.17	5.90	4.79	3.48	2.73	1.96	1.55	1.32	1.13	0.885	0.722	0.381
1.60V/cell	31.8	20.3	14.6	11.6	8.39	6.04	4.90	3.55	2.79	2.00	1.58	1.34	1.14	0.898	0.731	0.385

Constant Power Discharge (Watts/cell) at 25°C (77°F)																
F.V/Time	5min	10min	15min	20min	30min	45min	1h	1.5h	2h	3h	4h	5h	6h	8h	10h	20h
1.85V/cell	46.2	31.4	23.5	19.4	14.3	10.5	8.62	6.34	5.03	3.64	2.91	2.48	2.13	1.68	1.38	0.733
1.80V/cell	49.2	33.1	24.5	20.0	14.7	10.7	8.80	6.45	5.11	3.69	2.95	2.51	2.16	1.70	1.39	0.742
1.75V/cell	51.3	34.2	25.2	20.5	15.0	10.9	8.95	6.55	5.19	3.74	2.98	2.54	2.18	1.72	1.41	0.750
1.70V/cell	53.2	35.3	25.9	21.0	15.3	11.1	9.08	6.64	5.25	3.79	3.02	2.57	2.20	1.74	1.42	0.756
1.67V/cell	54.5	36.1	26.4	21.3	15.5	11.3	9.20	6.71	5.30	3.82	3.04	2.59	2.22	1.75	1.43	0.762
1.60V/cell	56.7	37.2	27.1	21.9	15.9	11.5	9.37	6.83	5.38	3.88	3.09	2.63	2.25	1.77	1.45	0.770

Note: The above characteristics data can be obtained within three charge/discharge cycles.



This specification provided by Lab report might differ from the practically tests.

